

T5 FHE Luxline Plus

14W/T5/865 FHE
0002762



Product features



PRODUCT OVERVIEW

Product name	14W/T5/865 FHE
Technology	Fluorescent
Watt (Rated) (W)	14
Lamp shape	Tube, double-ended
Type	T5 FHE Luxline Plus
Cap/Base	G5
Lamp finish	Frosted/Coated
Fixture rating	Open
General application	Education, Hospitality, Logistics & Industry, Museums & Galleries, Office, Retail, Residential & Consumer
ETIM Class	EC000108
E-number FI	4944500
E-number SE	8356506
E-number Norway	3800982
Luminous flux (lm)	1100
Rated lamp efficacy 100h 50Hz at 35°C (lm/W)	80
Colour temperature (K)	6500
Light colour	Daylight
CRI (Ra)	85
Colour Variation Initial (SDCM)	SDCM5
Photobiological Risk Group	Not applicable
Wattage (W)	14.00
Product Voltage (V)	82
Dimmable	Yes
Average life (Nominal) (h)	24000
Product EAN number	5410288027623

DATA TABLE

General data

Product name	14W/T5/865 FHE
Technology	Fluorescent
Watt (Rated) (W)	14
Lamp shape	Tube, double-ended
Type	T5 FHE Luxline Plus

T5 FHE Luxline Plus

14W/T5/865 FHE
0002762

Cap/Base	G5
Lamp finish	Frosted/Coated
Fixture rating	Open
General application	Education, Hospitality, Logistics & Industry, Museums & Galleries, Office, Retail, Residential & Consumer
ETIM Class	EC000108
E-number FI	4944500
E-number SE	8356506
E-number Norway	3800982

Optical data

Luminous flux (lm)	1100
Luminous flux (Rated) (lm)	1100
Luminous flux (Nominal) at 35°C (lm)	1250
Rated lamp efficacy 100h 50Hz at 35°C (lm/W)	80
Ambient temperature for maximum luminous flux (°C)	35
Colour temperature (K)	6500
Light colour	Daylight
Colour Code	865
CRI (Ra)	85
Colour Variation Initial (SDCM)	SDCM5
Adjustable chromaticity	N
Photobiological Risk Group	Not applicable
Rated lumen maint. factor (%) at 2000 h 50Hz	0.97
Rated lumen maint. factor (%) at 4000 h 50Hz	0.95
Rated lumen maint. factor (%) at 6000 h 50Hz	0.93
Rated lumen maint. factor (%) at 8000 h 50Hz	0.92
Rated lumen maint. factor (%) at 12000 h 50Hz	0.91
Rated lumen maint. factor (%) at 16000 h 50Hz	0.90
Rated lumen maint. factor (%) at 20000 h 50Hz	0.88

Electrical data

Wattage (W)	14.00
Watt (Rated) - High frequency (W)	13.80
Current (A)	0.170
Product Voltage (V)	82
Control gear required	Yes
Transformer required	No
Dimmable	Yes
Drive current (mA)	170
Lamp Energy Label (class)	G
kWh per 1000 hours burning time	16

T5 FHE Luxline Plus

14W/T5/865 FHE
0002762

Lifetime data

Average life (Nominal) (h)	24000
Average life (Rated) (h)	24000
Rated survival factor (%) at 2000 h 50Hz	0.99
Rated survival factor (%) at 4000 h 50Hz	0.98
Rated survival factor (%) at 6000 h 50Hz	0.96
Rated survival factor (%) at 8000 h 50Hz	0.94
Rated survival factor (%) at 12000 h 50Hz	0.93
Rated survival factor (%) at 16000 h 50Hz	0.90
Rated survival factor (%) at 20000 h 50Hz	0.84

Physical data

Nominal Product Length (mm)	550.0
Nominal Product Diameter (mm)	16
Max. Length base to base (mm) - A	549.0
Length base to pin Min-Max (mm) - B	553.7-556.1
Max. Lamp Length (mm) - C/L	563.2
Max. Lamp Diameter (mm) - D	17.0
Weight (kg)	0.043

Packaging

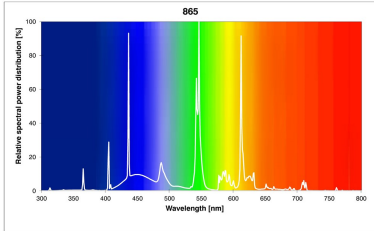
Single packaging type	Carton
Product EAN number	5410288027623
Packaging single length / height (cm)	56.4
Packaging single width (cm)	1.9
Packaging single depth (cm)	1.9
DUN14 (outer)	15410288027620
Units per outer package	25
Packaging outer length / height (cm)	57.8
Packaging outer width (cm)	10.5
Packaging outer depth (cm)	10.5

Safety data

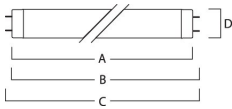
Lamp mercury content (mg)	2.30
Breakage cleaning instructions	Applicable
Recommendation for disposal at end of life	Applicable
Special purpose lamp	No
Suitable for household illumination	Yes

PHOTOMETRY


T5 FHE Luxline Plus
14W/T5/865 FHE
0002762



TECHNICAL DRAWINGS



0002762



14
kWh/1000h



2019/2015

SYLVANIA

T5 FHE Luxline Plus
14W/T5/865 FHE
0002762



0002762



14
kWh/1000h



2019/2015