

Granit 0-10V

Granit IP65 0-10V 19000lm 840 WB

0039596

Product features

- Integrated LED highbay; Black aluminium housing; 19500lm; 135 W; 144 Lm/W; 4000K; Drive current: 540mA; CRI 80; 85° beam angle; 0-10V dimmable; IP65; IK08; Lifespan L80:B50 90,000 hrs; (D x H) 321 x 169 mm; 1.5 m mains cable; 1.5 m control cable; 1.2 m chain length including hooks.



PRODUCT OVERVIEW

Product name	Granit IP65 0-10V 19000lm 840 WB
Technology	LED
Housing	Aluminium
Mount	Suspended
General application	Logistics & Industry
ETIM Class	EC001716
E-number FI	4357006
Warranty	5 years
Fixture luminous flux (lm)	19500
Luminaire efficacy (lm/W)	144
Colour temperature (K)	4000
Light colour	Neutral White
CRI (Ra)	80
Colour Variation Initial (SDCM)	SDCM3
Beam Angle (°)	85
Glare control	< 25
Photobiological Risk Group	RG1
Total power consumption (W)	135
Electrical protection	Class I
Control gear type	Other
Dimmable	Yes
LED Flickering Rate	Low (6% - 20%)
Housing colour	Black
IP rating	IP65
IK rating	IK08
Product EAN number	5410288395968

Granit 0-10V

Granit IP65 0-10V 19000lm 840 WB

0039596

DATA TABLE

General data

Product name	Granit IP65 0-10V 19000lm 840 WB
Technology	LED
Housing	Aluminium
Mount	Suspended
General application	Logistics & Industry
Operating temperature range (°C)	-30°C - 50°C
Performance ambient temperature Tq (°C)	25
ETIM Class	EC001716
E-number FI	4357006
Warranty	5 years

Optical data

Fixture luminous flux (lm)	19500
Luminaire efficacy (lm/W)	144
Colour temperature (K)	4000
Light colour	Neutral White
CRI (Ra)	80
Colour Variation Initial (SDCM)	SDCM3
Beam Angle (°)	85
Glare control	< 25
Photobiological Risk Group	RG1

Electrical data

Total power consumption (W)	135
Mains voltage (V)	220-240V~
Lamp power factor	0.95
THD (at 230 V, 50 Hz, full load, at 100% dimming level) xx.x %	10
Electrical protection	Class I
Control gear type	Other
Dimmable	Yes
Drive current (mA)	540
Inrush Current (A)	82.7
Inrush Duration (µs)	620
Glow Wire Test (°C)	850
Energy Efficiency Class (A->G) of contained light source	E
Nominal Frequency (Hz)	50/60Hz
LED Flickering Rate	Low (6% - 20%)
Max. Luminaires per 10A C Breaker	10
Max. Luminaires per 13A C Breaker	13
Max. Luminaires per 16A C Breaker	16
Max. Luminaires per 20A C Breaker	20
Max. Luminaires per 10A B Breaker	6
Max. Luminaires per 13A B Breaker	7

Granit 0-10V

Granit IP65 0-10V 19000lm 840 WB

0039596

Max. Luminaires per 16A B Breaker	9
Max. Luminaires per 20A B Breaker	12

Lifetime data

Lifespan L80 B50	90000
Lifespan L80 B20	70000
Lifespan L80 B10	65000
Lifespan L90 B50	45000

Physical data

Housing colour	Black
IP rating	IP65
IK rating	IK08
Diffuser finish	Transparent
Diffuser material	PC Polycarbonate
Nominal Product Length (mm)	321
Nominal Product Width (mm)	321
Nominal Product Height (mm)	169
Nominal Product Diameter (mm)	321
Weight (kg)	3.46

Packaging

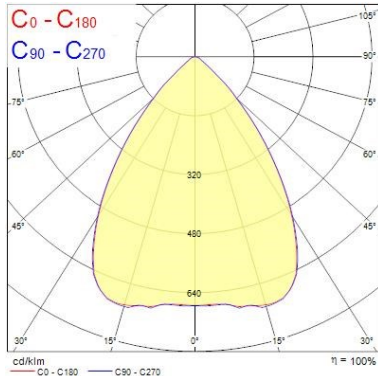
Single packaging type	Carton
Product EAN number	5410288395968
Packaging single length / height (cm)	38.0
Packaging single width (cm)	38.0
Packaging single depth (cm)	18.5
DUN14 (outer)	05410288395968
Units per outer package	1
Packaging outer length / height (cm)	38.0
Packaging outer width (cm)	38.0
Packaging outer depth (cm)	18.5

Safety data

Optimal operating condition (°C)	-30-50
----------------------------------	--------

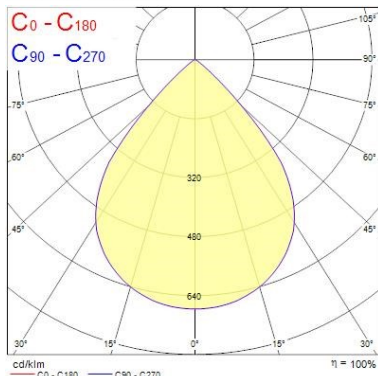
PHOTOMETRY

Granit 0-10V Granit IP65 0-10V 19000lm 840 WB 0039596



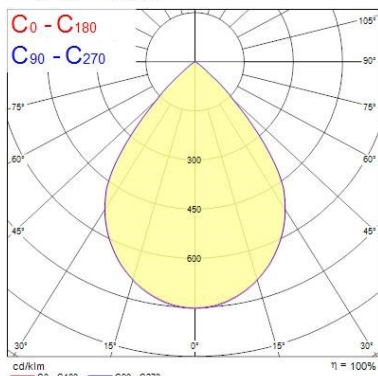
Distance [m]	Cone diameter [m]	E _(0°) [lx]	E _(C90) [lx]	E _(C0) [lx]
0.5	0.76 0.75	6120	37.1° 1950	37.2° 1908
1.0	1.51 1.51	1213	37.1° 3403	37.2° 3403
1.5	2.27 2.26	666	37.1° 1912	37.2° 1912
2.0	3.03 3.01	320	37.1° 861	37.2° 860
2.5	3.78 3.77	200	37.1° 544	37.2° 544
3.0	4.54 4.52	142	37.1° 378	37.2° 378

Distance [m] Cone diameter [m] Illuminance [lx]
C0 - C180 (Half beam angle: 74.0°)
C90 - C270 (Half beam angle: 74.2°)



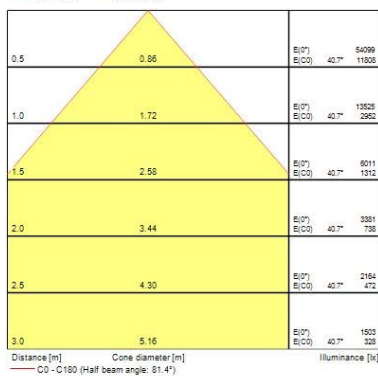
Distance [m]	Cone diameter [m]	E _(0°) [lx]	E _(C90) [lx]	E _(C0) [lx]
0.5	0.80 0.80	5994	38.8° 1954	38.9° 1946
1.0	1.60 1.59	1424	38.8° 3436	38.9° 3436
1.5	2.39 2.39	632	38.8° 1915	38.9° 1927
2.0	3.19 3.18	356	38.8° 862	38.9° 869
2.5	3.99 3.98	227	38.8° 545	38.9° 550
3.0	4.79 4.77	150	38.8° 329	38.9° 332

Distance [m] Cone diameter [m] Illuminance [lx]
C0 - C180 (Half beam angle: 71.0°)
C90 - C270 (Half beam angle: 71.2°)



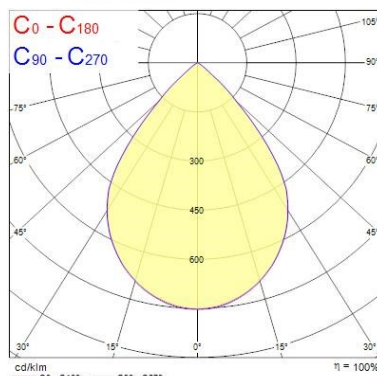
Distance [m]	Cone diameter [m]	E _(0°) [lx]	E _(C90) [lx]	E _(C0) [lx]
0.5	0.80 0.80	5676	38.8° 1910	38.9° 1922
1.0	1.60 1.59	1419	38.8° 3403	38.9° 3430
1.5	2.39 2.39	611	38.8° 1912	38.9° 1928
2.0	3.19 3.18	350	38.8° 861	38.9° 869
2.5	3.99 3.98	222	38.8° 544	38.9° 548
3.0	4.79 4.77	150	38.8° 328	38.9° 331

Distance [m] Cone diameter [m] Illuminance [lx]
C0 - C180 (Half beam angle: 77.0°)
C90 - C270 (Half beam angle: 77.2°)



Distance [m]	Cone diameter [m]	E _(0°) [lx]	E _(C0) [lx]
0.5	0.86	5099	40.7° 11808
1.0	1.72	1258	40.7° 2962
1.5	2.58	601	40.7° 1312
2.0	3.44	338	40.7° 738
2.5	4.30	214	40.7° 472
3.0	5.16	150	40.7° 328

Distance [m] Cone diameter [m] Illuminance [lx]
C0 - C180 (Half beam angle: 81.4°)



Granit 0-10V

Granit IP65 0-10V 19000lm 840 WB

0039596

TECHNICAL DRAWINGS

